

CE-10

Case Erector / Bottom Taper

Instant Productivity

The new Combi CE-10 is an automatic system that erects and bottom seals corrugated cases at speeds from 500 to 700 cases per hour. This new value-priced case erecting solution is ideal for applications that require more throughput than manual case erecting can provide. This versatile system creates instant labor savings and increases production for a wide range of medium-speed applications. With industry-leading standard features like low case and low tape alarms, and fast no-tool changeovers, the CE-10 is a simple, operator-friendly solution for your packaging line.

Standard Features

- High capacity powered case magazine holds 150-200 cases
- Small footprint design minimizes floor space
- Low case & low tape alarms with stack light assure continuous operation
- Safety interlocked guarding restricts access to moving parts
- 2 inch 3M Accuglide II™ Tapehead
- 10-12 case per minute operation for medium speed packaging lines
- CE international certification



Positive Case Opening
with 4-Panel Case Control



Simple Ergonomic
Machine Controls



High Capacity
Powered Case Magazine

CE-10 Case Erector

Additional Features:

- Heavy duty welded steel construction
- Right or left hand machine execution
- Allen Bradley PLC control
- Labor saving efficient design
- Low tape & low case alarm with stack light
- Heavy duty vacuum pump
- Safety disconnect
- One-year factory warranty*

CE-10 Options:

- Heavy duty machine casters
- 3 inch 3M Accuglide II™ Tapehead

Electrical Service:

110 volt / 1ph / 20a


Air Consumption:

80 PSI, 2 CFM @ 10 cases per minute

Case Discharge Elevation:

22" to 30"

*Warranty excludes normal wear items, see manual for details.



The Combi CE-10

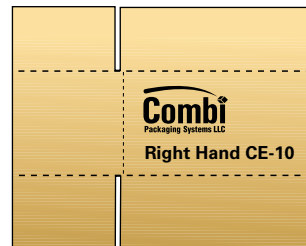
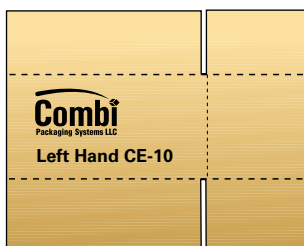
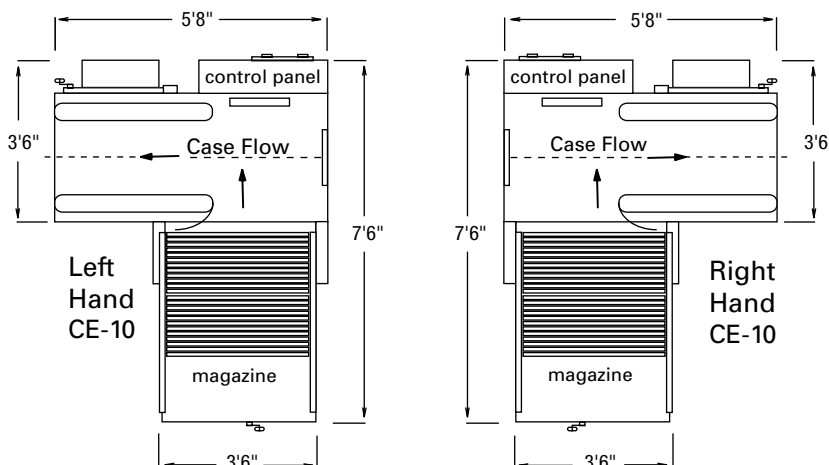
The CE-10 accommodates a wide range of case sizes and types for adding instant productivity to any packaging operation.

Benefits

- Labor saving design
- Consistent cases
- Easy operation
- Fast changeovers

Model	Case Size Min. (LxWxH)	Case Size Max. (LxWxH)	Speed: Cases Per Minute	Overall System Footprint
CE-10	8" x 6" x 5" (203 x 152 x 127 mm)	17.5" x 13.5" x 17.5" (445 x 343 x 445 mm)	10-12	5'8" x 7'6" (1727 x 2286 mm)

CE-10 Case Erector Top View



Combi
Packaging Systems LLC

5365 East Center Dr. NE Canton, OH 44721
Phone: 1-800-521-9072 Fax: 330-456-4644
www.combi.com